





# POSSIBLE PATTERNS SHOWN BY A SCATTER PLOT!


LINEAR



QUADRATIC



EXPONENTIAL




LOGARITHMIC




# Scatter Diagrams & Correlation


Perfect positive correlation



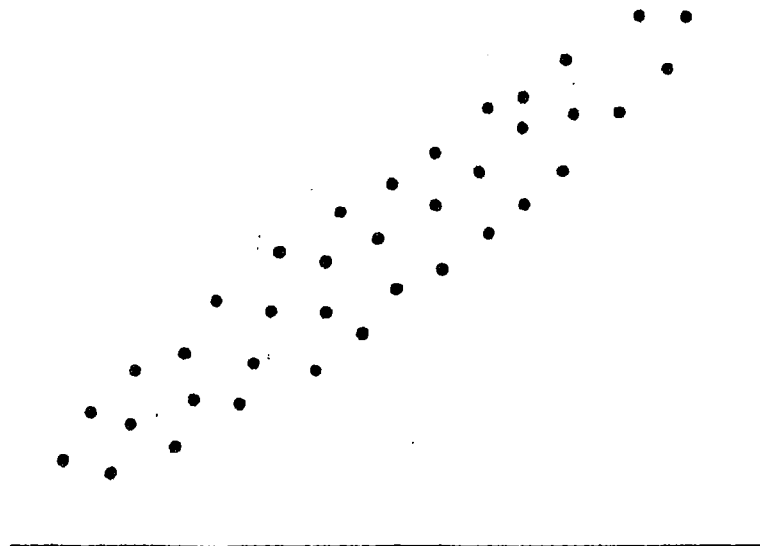
No correlation




Positive correlation




Strong positive correlation




Negative correlation



Strong negative correlation



Perfect negative correlation



No linear correlation

